

# Gazeley UK Cloud

- Streaming services

- Jellyfin
- Navidrome
- All services

# Streaming services

# Jellyfin

Jellyfin is a video streaming service loaded with movies and TV series, compatible with various devices.

## Install

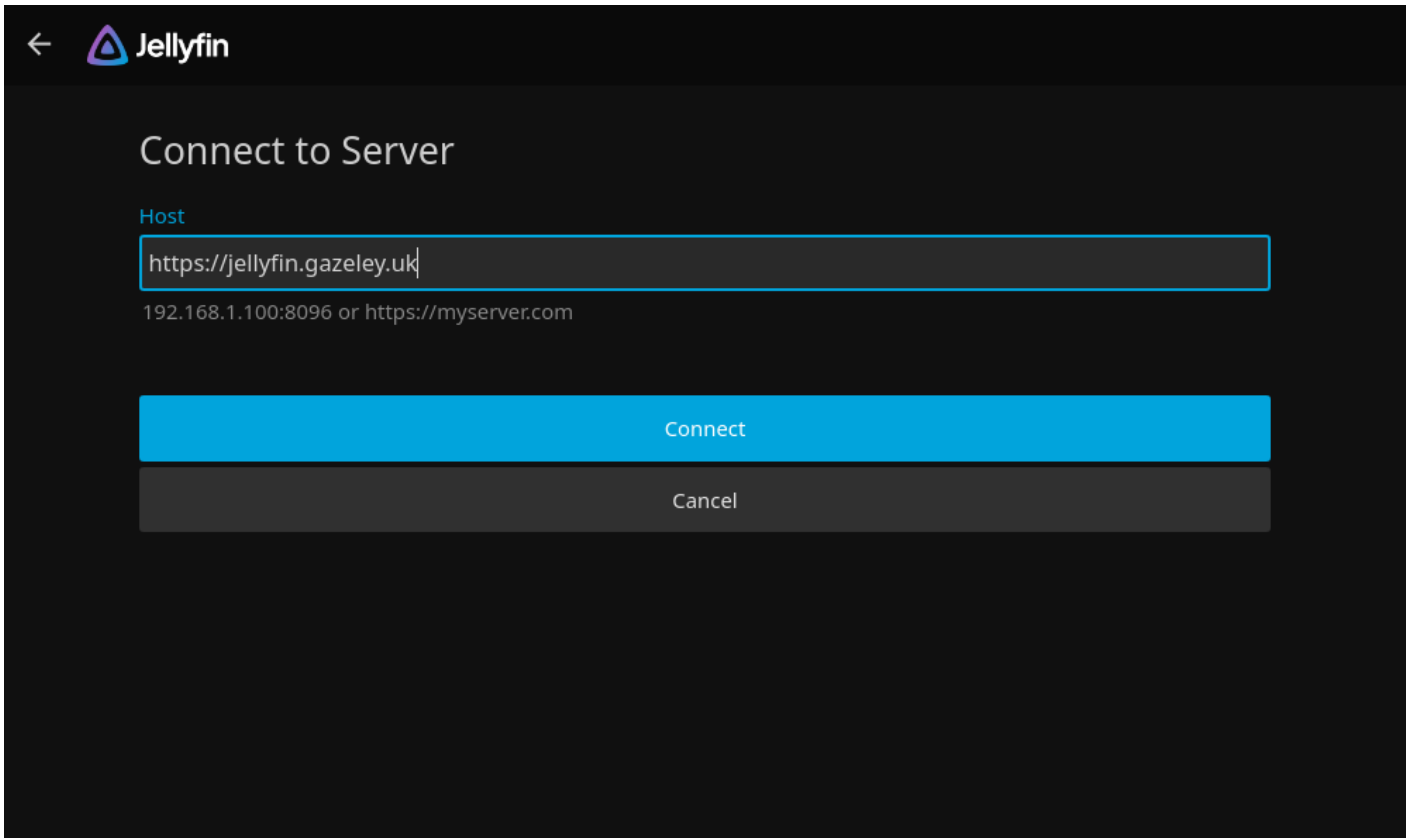
You will need an invitation sent from Jonathan to create an account.

You will need to install the Jellyfin app on any device you wish to stream on. Jellyfin is available for [iOS](#), [Android](#) and various smart TVs, including Roku, Android TV, Amazon and WebOS. Check your relevant app store.

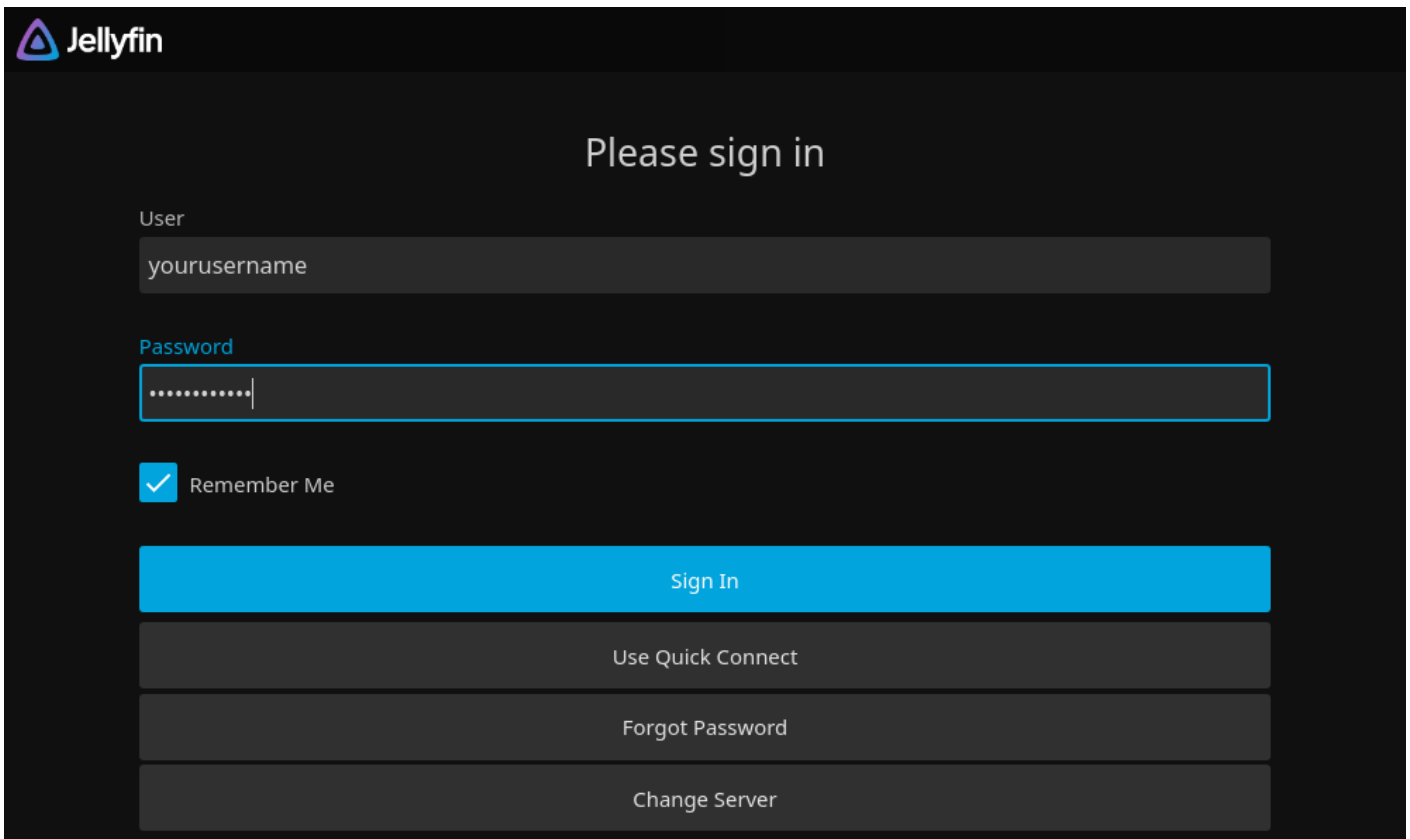
It is also possible to access Jellyfin directly in a web browser, but this is not recommended as performance is not as good as the native apps.

## Login

The exact login procedure varies depending on your device, but first you should be asked to enter the server name. This is <https://jellyfin.gazeley.uk>



After this, enter your username and password as provided.



Keep your password handy, because you may occasionally be asked to log in again.

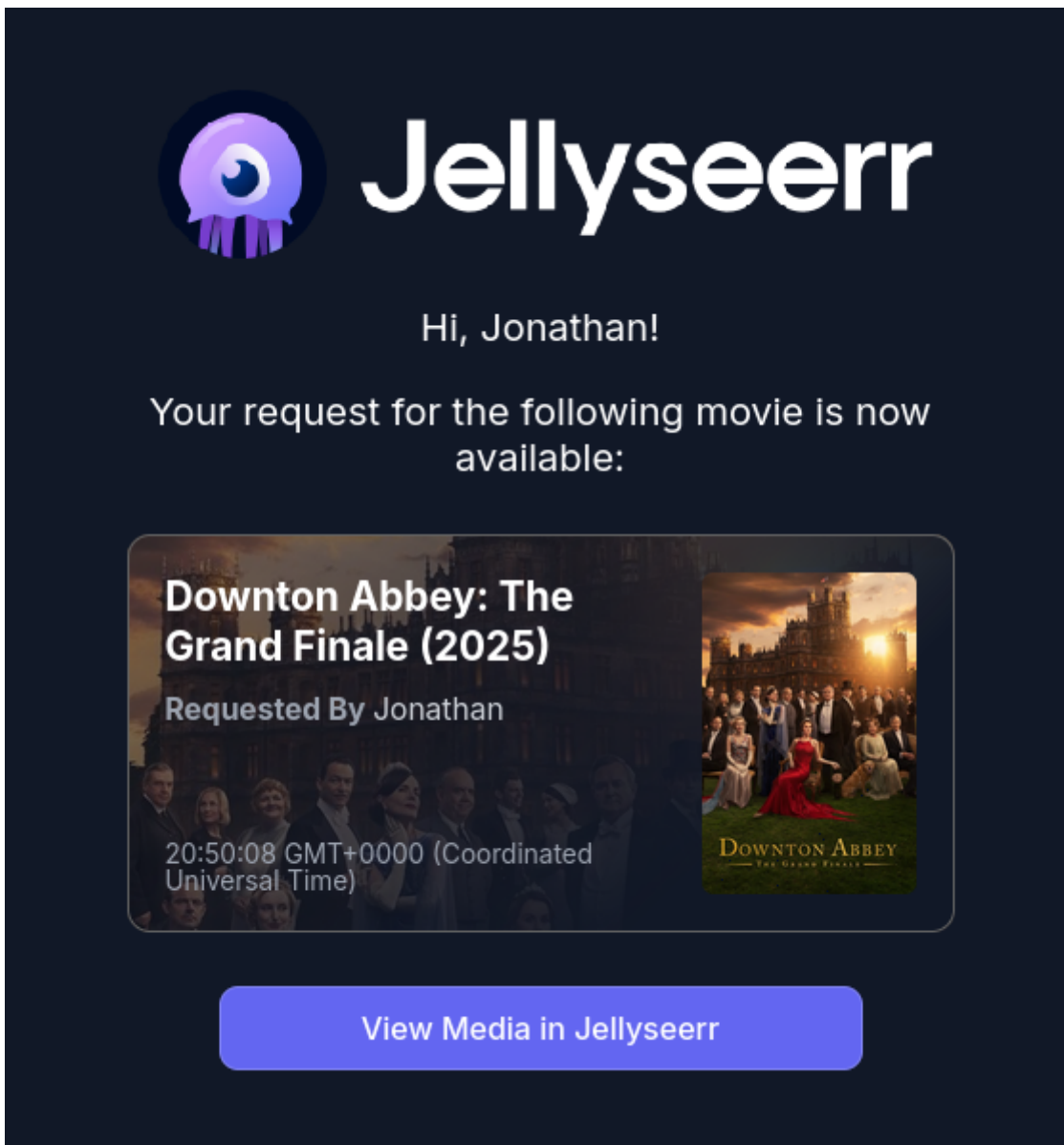
By default, you can use the same account on up to 3 devices. This limit can be raised on request. Please don't share your password with others.

## Requests

There is a companion app called [Jellyseerr](#) which you can use to request additional films & TV for Jellyfin. Log in with the same username & password as Jellyfin, browse for what you'd like to request, and click Request.

All requests will be manually approved and added by Jonathan. There will be a delay until the new media is available.

If you add your email address to your Jellyseerr profile, you will receive a notification when the new media is ready.



The image shows a notification card from the Jellyseerr app. At the top left is the Jellyseerr logo, a purple jellyfish icon. To its right is the text "Jellyseerr" in a large, white, sans-serif font. Below the logo and name, it says "Hi, Jonathan!". Underneath that, it reads "Your request for the following movie is now available:". The main content of the card is a movie request for "Downton Abbey: The Grand Finale (2025)". The title is in white text on a dark background. Below the title, it says "Requested By Jonathan". To the right of the text is a small image of the movie poster for "Downton Abbey: The Grand Finale". Below the title and poster, it shows the time "20:50:08 GMT+0000 (Coordinated Universal Time)". At the bottom of the card is a blue button with the text "View Media in Jellyseerr".

**Jellyseerr**

Hi, Jonathan!

Your request for the following movie is now available:

**Downton Abbey: The Grand Finale (2025)**  
Requested By Jonathan

20:50:08 GMT+0000 (Coordinated Universal Time)

[View Media in Jellyseerr](#)

Streaming services

# Navidrome

Navidrome is a music streaming service.

You will need an account to be created by Jonathan.

## Login

The easiest way to access Navidrome on a PC is in a browser by visiting <https://music.gazeley.uk>

## Mobile access

There is no direct Navidrome app. Instead, Navidrome uses an open protocol called Subsonic, and there are various apps which support this. I recommend Amperfy, although Substreamer is also a good choice.

## Desktop access

As with mobile, there is no Navidrome app so you must choose a Subsonic-compatible streamer app. Check out this [list of compatible apps](#).

# All services

These are the media types available for streaming. All services are available in a web browser, but you will get a better experience by using a native app on your phone, tablet, TV, or PC.

Music is available via Jellyfin or Navidrome. It's the same library either way.

Other apps are available - search in your app store.

Media	Available on	Native app	Requests
Films 📺	<a href="#">Jellyfin</a>	The official Jellyfin app is available for most platforms, including: <ul style="list-style-type: none"> <li>• <a href="#">iOS</a></li> <li>• <a href="#">Android</a></li> <li>• <a href="#">Windows</a></li> <li>• <a href="#">Linux</a></li> <li>• <a href="#">WebOS</a></li> <li>• <a href="#">Roku</a></li> <li>• <a href="#">Xbox</a></li> </ul>	<a href="#">Jellyseerr</a>
TV 📺			
Music 🎵	<a href="#">Jellyfin</a>	Use any Jellyfin-compatible music app, such as: <ul style="list-style-type: none"> <li>• <a href="#">Finamp (iOS)</a></li> <li>• <a href="#">Jellify (iOS)</a></li> <li>• <a href="#">Finamp (Android)</a></li> </ul>	Ask Jonathan
	<a href="#">Navidrome</a>	Use any Subsonic-compatible music app, such as: <ul style="list-style-type: none"> <li>• <a href="#">Amperfy (iOS)</a></li> <li>• <a href="#">SubStreamer (iOS)</a></li> <li>• <a href="#">SubStreamer (Android)</a></li> <li>• <a href="#">Amcfy (Android)</a></li> </ul>	Ask Jonathan

Media	Available on	Native app	Requests
Audiobooks <input type="checkbox"/>	<a href="#"><u>Audiobookshelf</u></a>	<ul style="list-style-type: none"><li>• <a href="#"><u>Audiobooth</u></a> <a href="#"><u>(iOS)</u></a></li><li>• <a href="#"><u>Audiobookshelf</u></a> <a href="#"><u>(Android)</u></a></li></ul>	Ask Jonathan